



**GLOBAL  
CONTAINER  
TERMINALS**  

---

**CANADA**

GCT Canada –  
Customer Service  
Portal: LYNX CSP  
New User Guide



## Table of Contents

Terms .....	2
Using GCT Canada SSLVPN .....	2
Web Browsers.....	2
New User GCT Canada Web Services Portal:.....	3
Access the SSLVPN Firepass.....	3
Access Web Services.....	3
Create User Account for Lynx CSP .....	6
Have you Forgot your password? .....	13

## Terms

Utilizing GCT Canada Web Services Portal is conditional on your acceptance of and continued compliance with the following terms and conditions. By accessing or using this Portal, you warrant and represent that you are aware of these terms and conditions, and agree to be bound by them. If you do not agree to these terms and conditions, you should not access or otherwise use this Portal. Users agree to abide by GCT Canada regulations and take responsibility for all activity under the carrier credentials, including but not limited to protection of storage fees, Terminal Gate Efficiency fees and Flex Appointment Service fees. For full terms and conditions, please review “**GCT CANADA LIMITED PARTNERSHIP WEB PORTAL TERMS AND CONDITIONS**” located on the homepage ‘Quicklinks’.

Visit GCT Canada website for more information on Flex Appointment Service (FAS) and Terminal Gate Efficiency Program (Gate Compliance) documentation and Tariff rates. Details can be found on GCT Canada website under Carriers & Truckers.

## Using GCT Canada SSLVPN

Secure Sockets Virtual Private Network (SSLVPN) provides secure communications for data transmissions to GCT Canada LP. Web Services

## Web Browsers

Lynx CSP web services are supported by Internet Explorer 10 or higher (I/E10+), Google Chrome, and Firefox.

Do you already have a log-in for the SSLVPN? Skip to [“Create User Account for Lynx CSP”](#) section

## New User GCT Canada Web Services Portal:

New users for GCT Canada Customer Access Portal: Lynx CSP will require access through the Secure Sockets Virtual Private Network (SSLVPN). The SSLVPN provides secure communications for data transmissions to and from GCT Canada LP. Web Services:

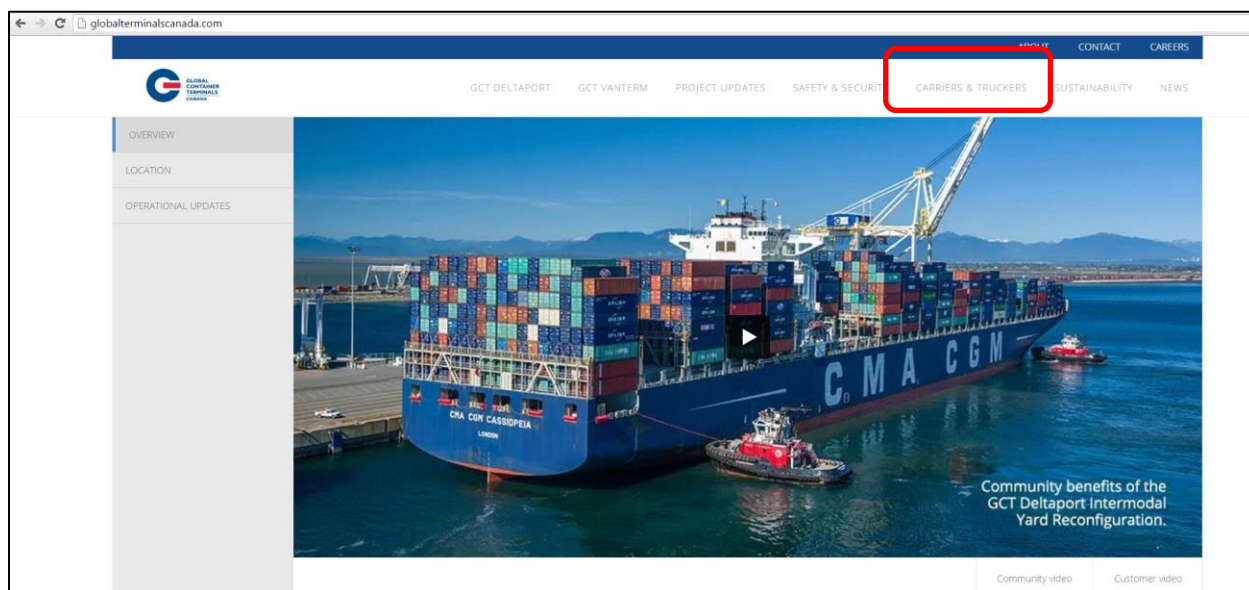
### Access the SSLVPN Firepass

1.) To request a new login for SSLVPN firepass, contact our Helpdesk ([helpdesk@globalterminals.com](mailto:helpdesk@globalterminals.com)) with the below information:

- \* Contact Name
- \* Company Name
- \* Address
- \* Email Address
- \* Telephone and Fax numbers
- \* Company Type (ocean carrier, trucking company, customs broker, freight forwarder)
- \* Terminal Required: Deltaport
- \* Trucking Companies: Port of Vancouver Truck Licensing System number (TLS)

### Access Web Services

2.) Once the user has received credentials from GCT Canada for the SSLVPN for Deltaport, the user will be able to access Web Services via the website: [www.globalterminalsCanada.com](http://www.globalterminalsCanada.com)



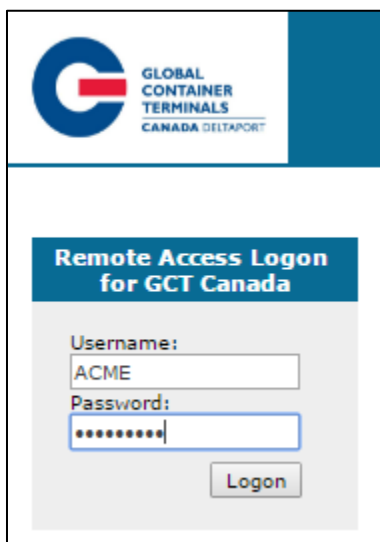
1.) Select > Carriers & Truckers > GCT Deltaport Links > Web Services



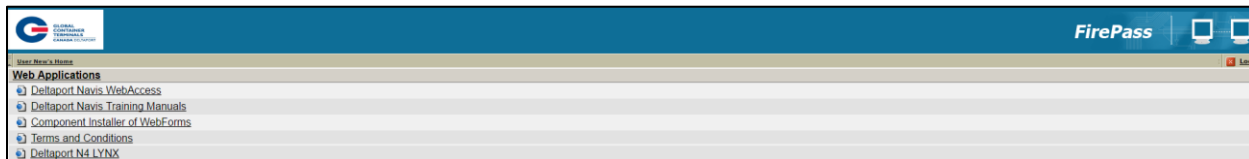
2.) Web Services Remote Access Logon for GCT Canada window



3.) Enter the Username and Password



- 4.) User's will have access to GCT Canada Customer Access Portal SSLVPN- Lynx CSP through the SSLVPN Fireapps. Please review GCT Canada 'Terms and Conditions' prior to registering.



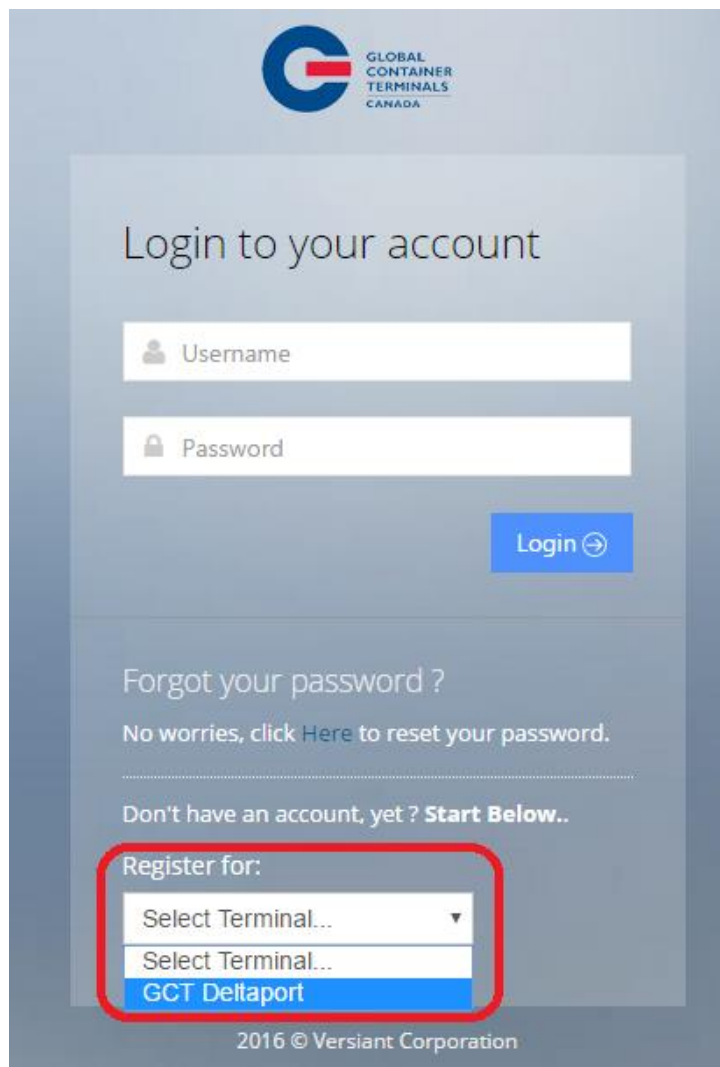
- 5.) Select Deltaport N4 Lynx CSP



## Create User Account for Lynx CSP

1) To create a new user for Lynx CSP select "Don't have an account, yet? Start Below.."

Register for: Select Terminal **GCT Deltaport**



GLOBAL  
CONTAINER  
TERMINALS  
CANADA

### Login to your account

Username

Password

Login →

Forgot your password ?  
No worries, click [Here](#) to reset your password.

Don't have an account, yet ? **Start Below..**

Register for:

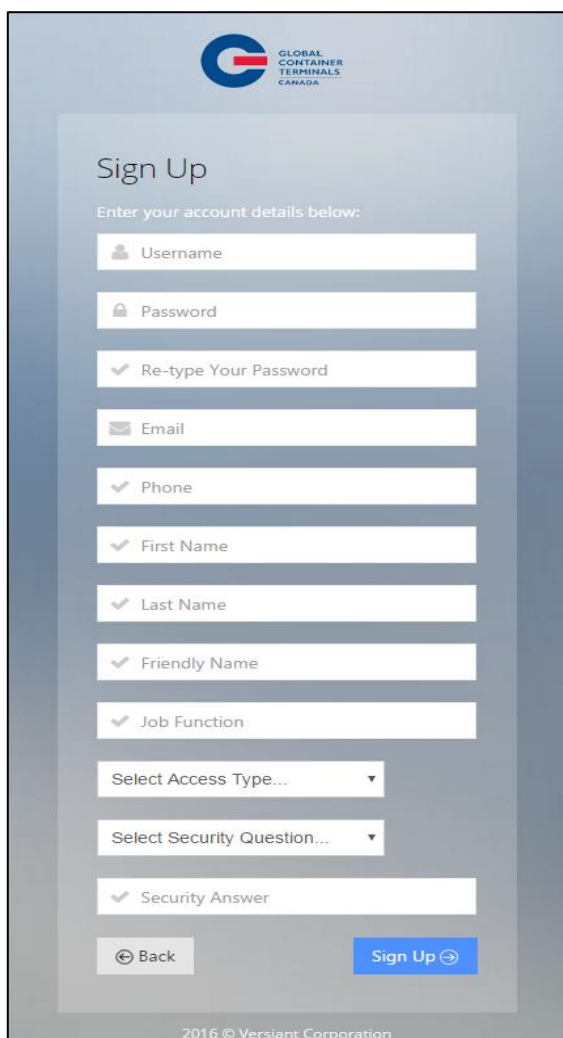
Select Terminal... ▼

Select Terminal...

**GCT Deltaport**

2016 © Versiant Corporation

Sign Up: enter with the user account details as noted below.



**GLOBAL  
CONTAINER  
TERMINALS  
CANADA**

## Sign Up

Enter your account details below:

Username

Password

Re-type Your Password

Email

Phone

First Name

Last Name

Friendly Name

Job Function

Select Access Type...

Select Security Question...

Security Answer

Back Sign Up

2016 © Verslant Corporation

**Username**- a unique name that will be used to log into the account

**Password** – the password must be 7 characters or greater. It must consist of two series of letters and numbers separated by a symbol

**Email**- a contact email account. This email will be used should the user forget the password

**Phone**- a valid phone number

**First Name** – user first name

**Last Name** – user last name

**Friendly Name** – this may be the same as the user name

**Job Function** – title

**Select Access Type** – from the drop down menu, select 3<sup>rd</sup> Party (Broker/ Freight Forwarder) Shipping Line, or Trucker

Note: Customs and Terminal Employee submissions will be discarded

**Select Security Question**- From the drop down menu, select a question

**Security Answer**- Enter an answer

**Back** – To back out of this form



2.) User will receive a pop up message based on Access Type:

a.) Trucking Company Selection: Enter the Trucking Company name assigned by GCT Canada.

### Trucking Company Selection:

**Please key in your Trucking Company name for each terminal. Trucking Company options will appear as you type.**

If you do not see your Trucking Company listed, please send an email to [helpdesk@globalterminals.com](mailto:helpdesk@globalterminals.com) and specify your Trucking Company and Terminal.

GCT Deltaport:

### Trucking Company Selection:

**Please key in your Trucking Company name for each terminal. Trucking Company options will appear as you type.**

If you do not see your Trucking Company listed, please send an email to [helpdesk@globalterminals.com](mailto:helpdesk@globalterminals.com) and specify your Trucking Company and Terminal.

GCT Deltaport:

b.) 3<sup>rd</sup> Party- Enter the 3<sup>rd</sup> Party user name

### Organization Selection:

**Please key in your Organization name for each terminal. Organization options will appear as you type.**

If you do not see your Organizations listed, please send an email to [info@versiant.com](mailto:info@versiant.com) and specify your Organization name.

GCT Canada Head Office:

c.) Shipping Line Selection: Enter the associated Shipping Line

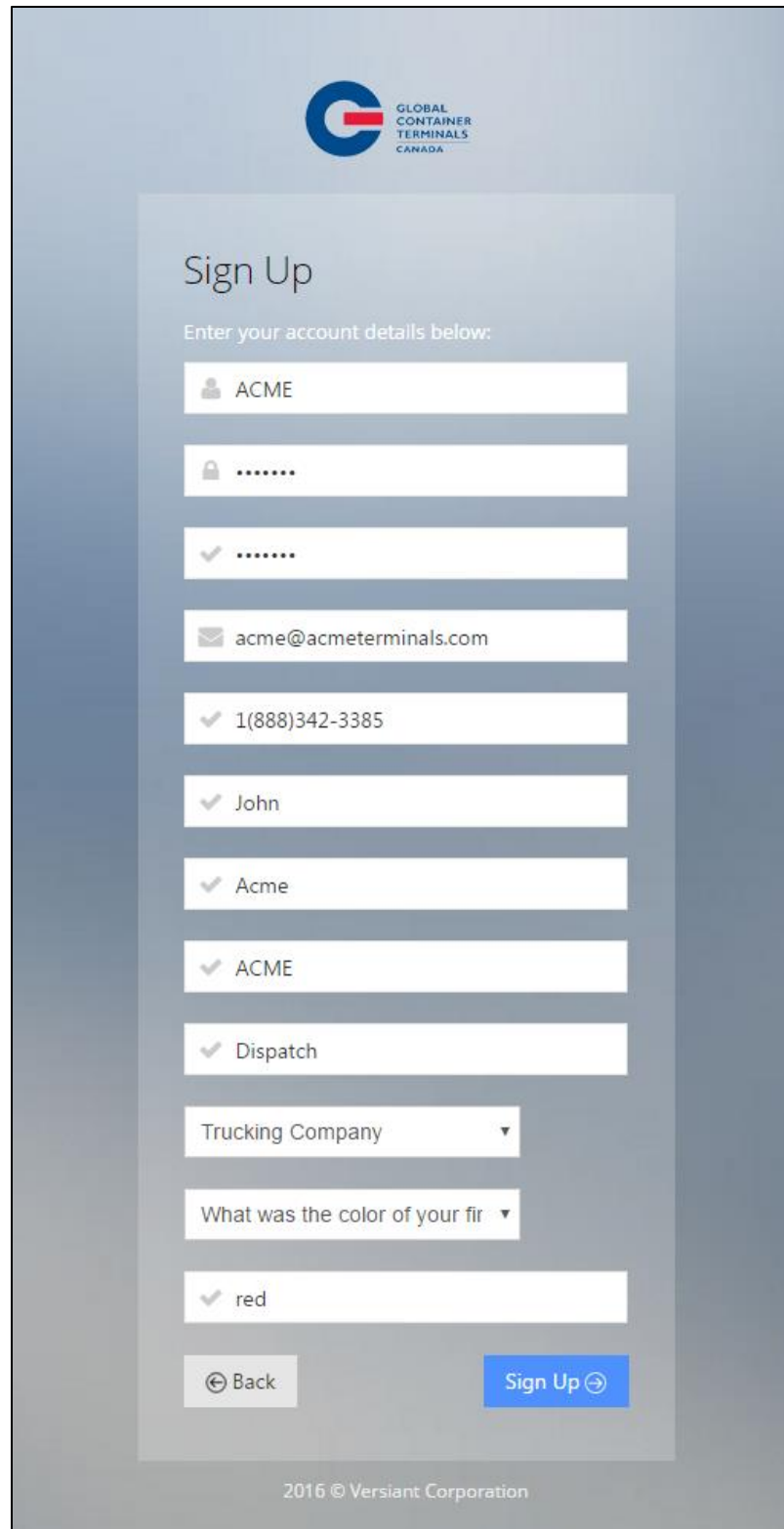
### Shipping Line Selection:


**Please key in your Shipping Line name for each terminal. Shipping Line options will appear as you type.**

If you do not see your Lines listed, please send an email to [paul.pennino@versiant.com](mailto:paul.pennino@versiant.com) and specify your Shipping Line and Terminal.

GCT Canada Head Office:

3.) Once all details are entered, select 'Sign Up' to proceed to the next screen.



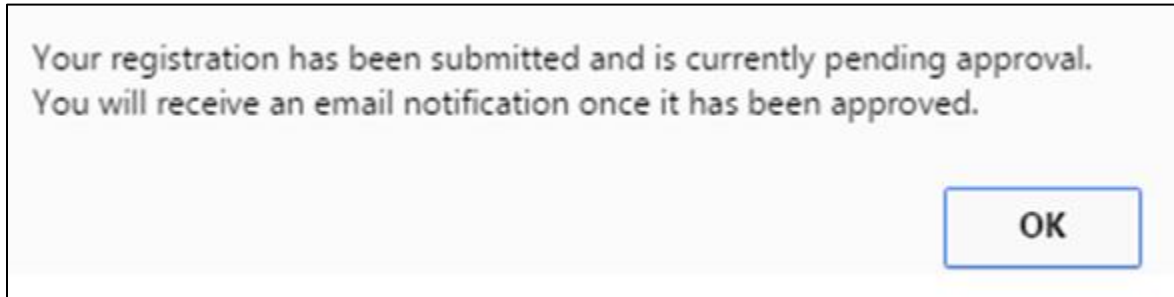
 GLOBAL  
CONTAINER  
TERMINALS  
CANADA

## Sign Up

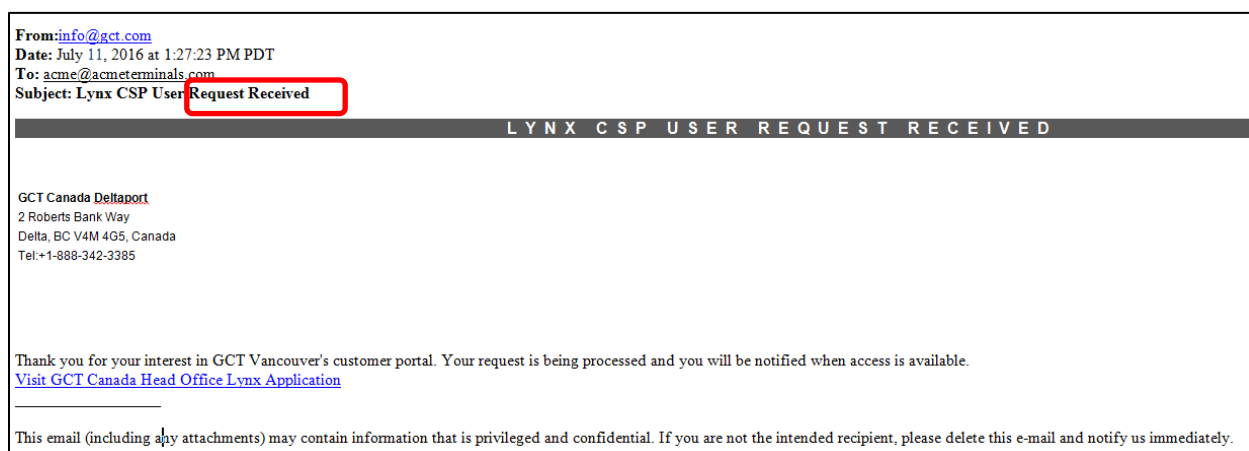
Enter your account details below:

2016 © Versiant Corporation

4.) Once the user selects **Sign Up**, the below confirmation banner will populate.



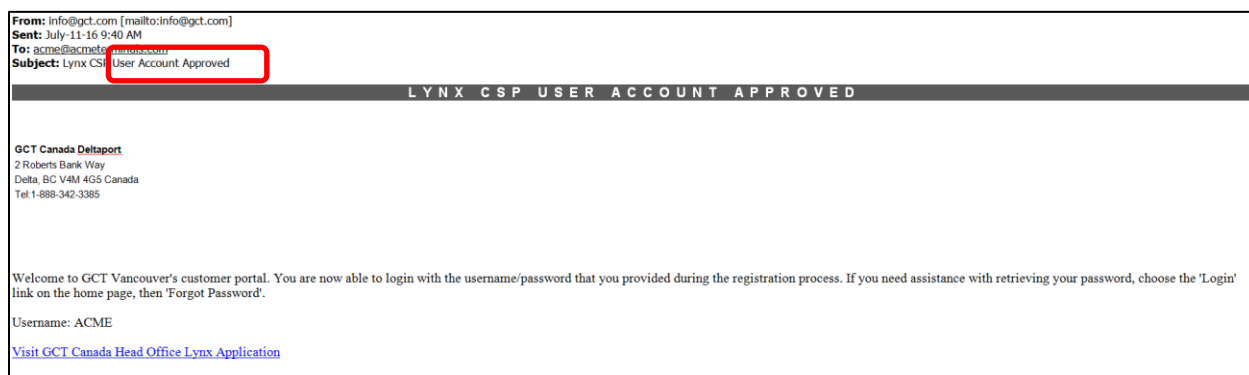
5.) User will receive an email to advise the “Lynx CSP CSP User Request Received”



6.) GCT Canada will review the Users credentials, please note this may take up to 2 business days to process.

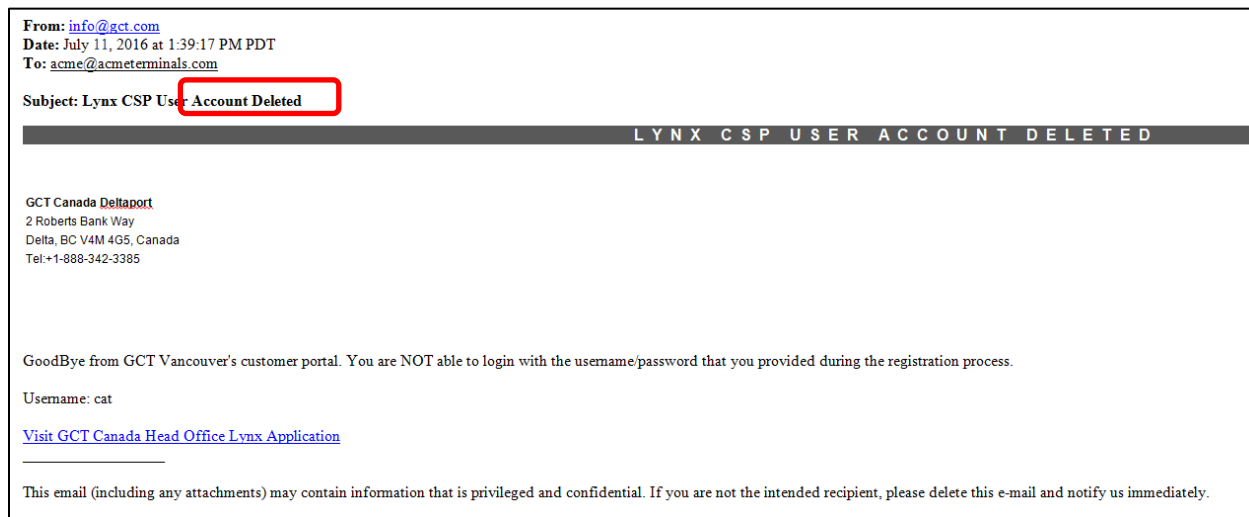
7.) Once approved or dis-approved, User will receive an email

a.) **Account Approved**- Lynx CSP CSP User Account is approved.



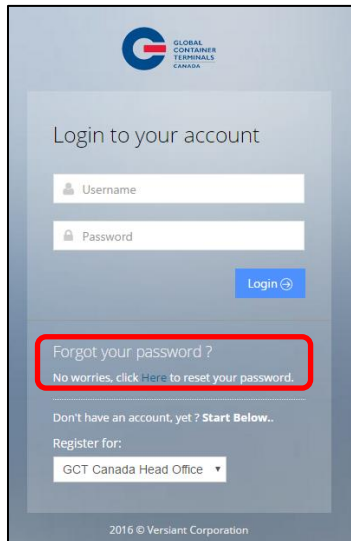
8.) Access GCT Deltaport Lynx CSP via Web Services SSVPN. Lynx CSP User Guides can be found on GCT Canada Website > Carriers & Truckers for Trucking Companies and 3<sup>rd</sup> Parties.

b.) **Account Deleted**- User credentials could not be verified. Please contact GCT Canada Helpdesk for more details.



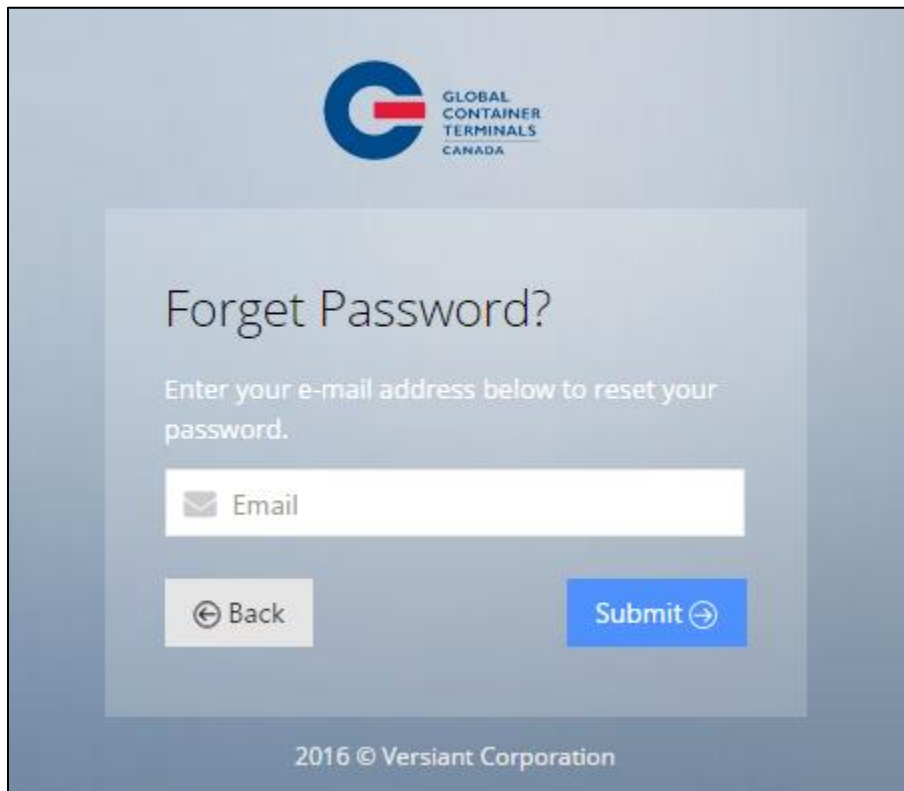
## Have you Forgot your password?

No worries, click 'Here' to reset your password.



The screenshot shows the login page for Global Container Terminals Canada. At the top is the company logo. Below it is the heading "Login to your account". There are two input fields: "Username" and "Password". A blue "Login" button is to the right of the password field. Below the login fields, the text "Forgot your password?" is highlighted with a red rectangular box. Underneath this, it says "No worries, click here to reset your password." Below that, there is a link "Don't have an account, yet? Start Below..". Under "Register for:", there is a dropdown menu currently set to "GCT Canada Head Office". At the bottom, it says "2016 © Versiant Corporation".

1.) Enter the email address used to create account and 'Submit'



The screenshot shows the "Forgot Password?" page. At the top is the company logo. The main heading is "Forgot Password?". Below it, the text says "Enter your e-mail address below to reset your password." There is a large white input field with a mail icon and the word "Email" inside. Below the input field are two buttons: a grey "Back" button with a left arrow and a blue "Submit" button with a right arrow. At the bottom, it says "2016 © Versiant Corporation".

2.) An email will be sent to the address with a "New Password"

3.) Use the 'New Password' in the email to log in.

